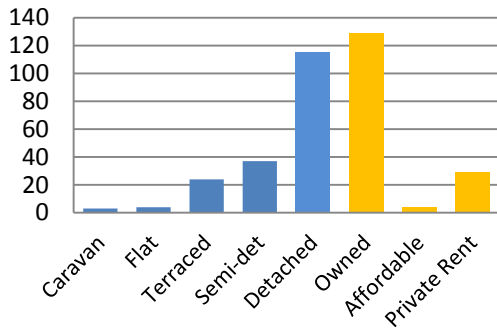


Ingham

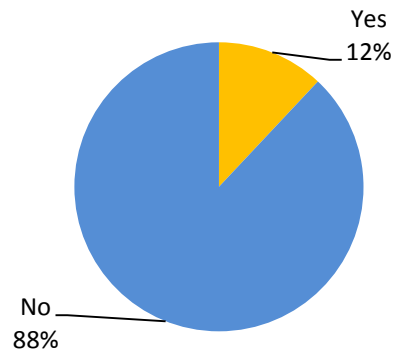
Population: 374 (2011 Census)
 Households: 162 (2011 Census)
 Housing Stock: 183 (2011 Census)

Housing Stock (Property Type and Tenure)



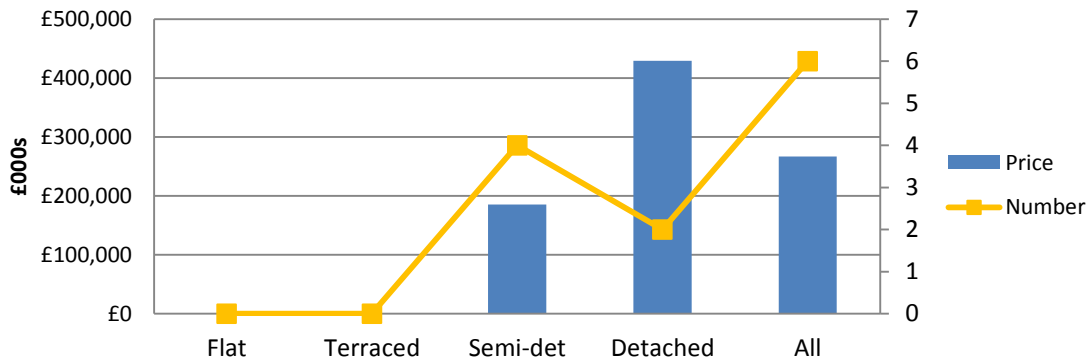
Source: Census 2011. Affordable inc. social rent and shared ownership. Private Rent inc. living rent free.

Holiday & Second Homes



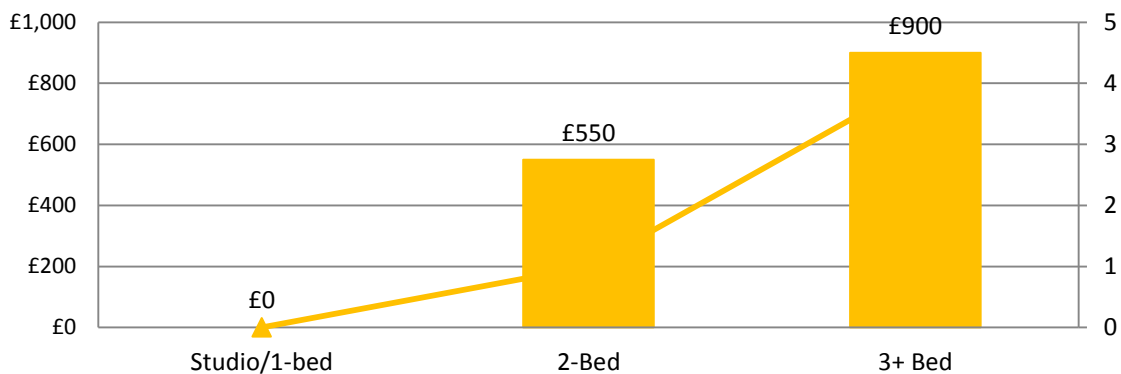
Source: NNDC Council Tax Register (Apr 2017 and December 2017)

Sale Price & Number of Sales



Source: Zoopla based on 12 month sales to March 2018

Monthly Rent and Number available to Let within 1 mile




Source: Rightmove March 2018

Note: There are only 5 properties to rent within 1 mile of Ingham.

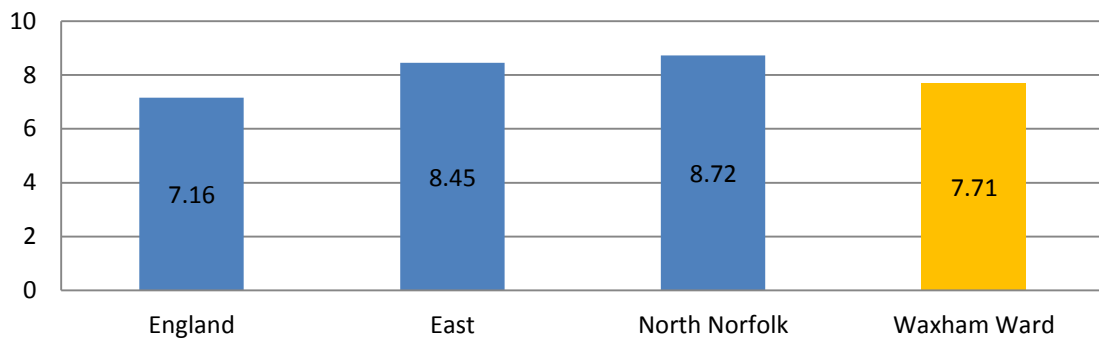
Ingham

Annual Income from Employment - North Norfolk District



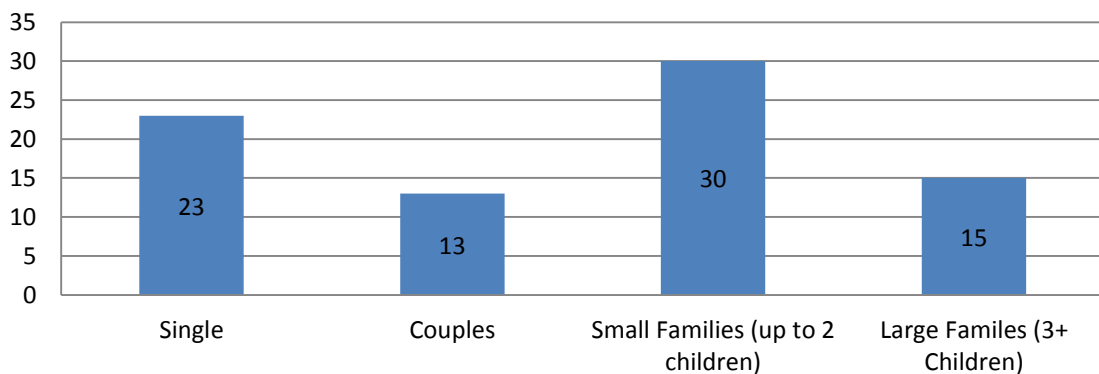
Source: Office for National Statistics 2016. Note: Does not include self-employed. Lower quartile - 25% of people in employment earn £10,322 or less.

Affordability - Cost of Housing as a Multiple of Income (Lower Quartile Price/Lower Quartile Income)



Source: Office for National statistics 2017.

Local Housing Need



Source: NNDC Housing List (November 2017)

Note: Local Housing Need is an A to E local connection to Ingham or an adjoining parish.